


GRU A TORRE

GHS 351 | 4000



GA



GA compact



GH city crane



GHS topless



FB GRU®

FB F.lli Butti s.r.l.

Via XXV Aprile, 58

23868 Valmadrera (LC) - ITALIA

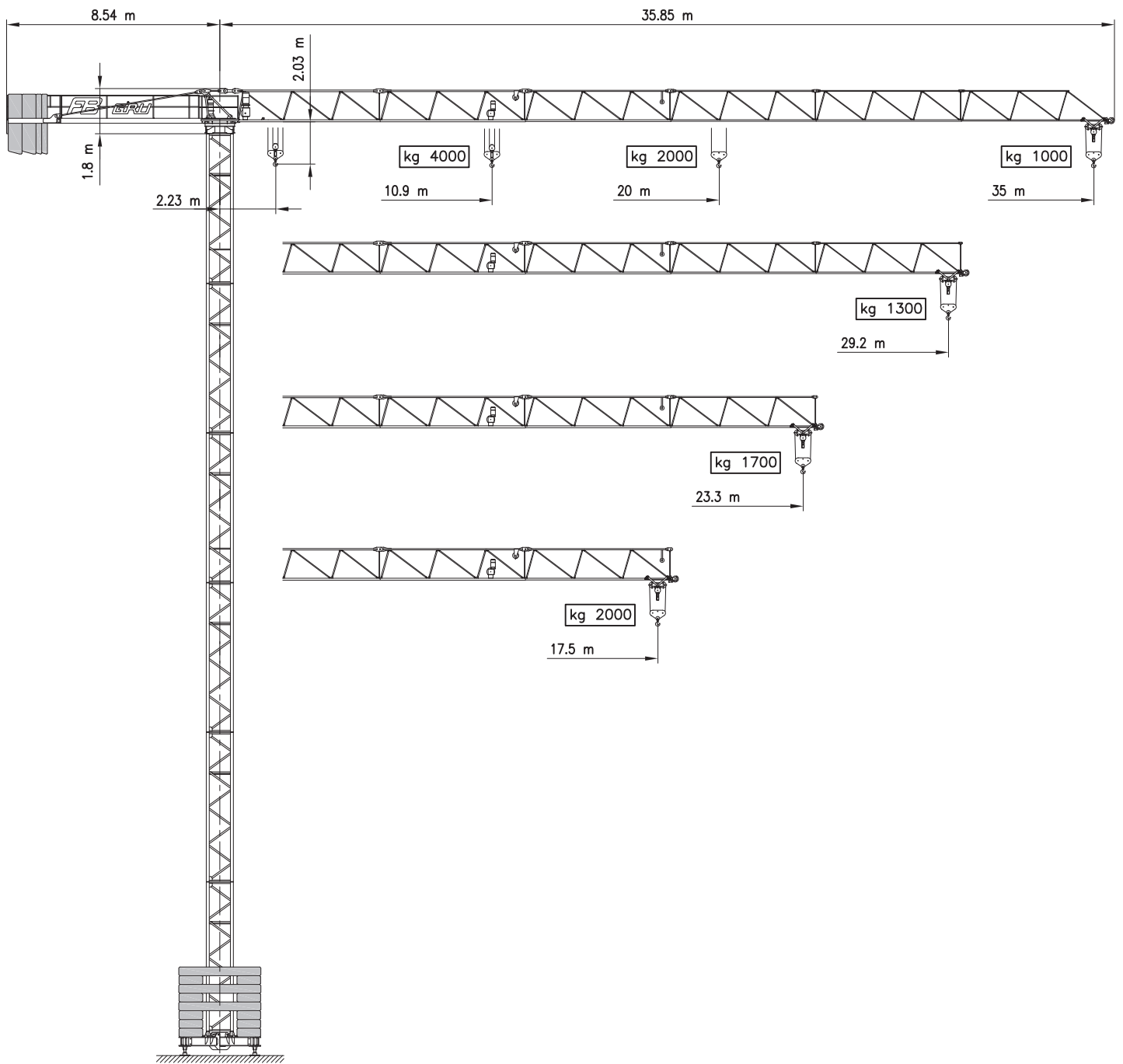
Tel. 0341.581108 - Fax 0341.200253

E-mail : fbgru@fbgru.it - <http://www.fbgru.it>



FEM 1.001 - A3
EN 14439 - C25

GHS 351 - 4000



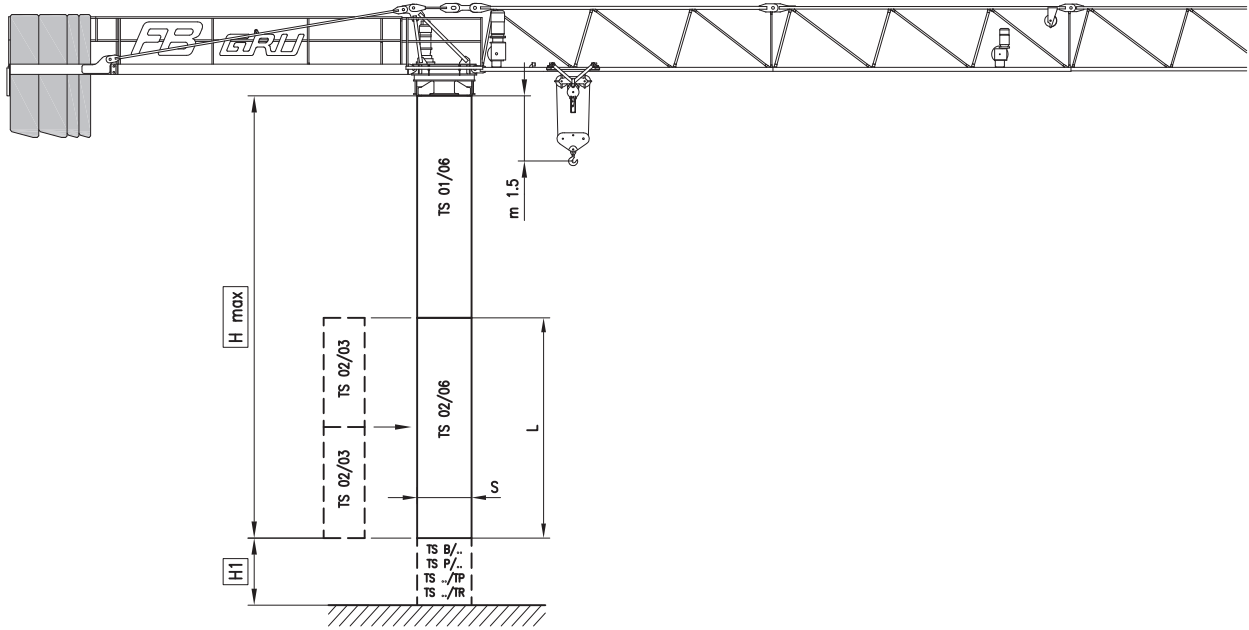
CURVE DI CARICO

CURVAS DE CARGAS — LOAD DIAGRAMS
LASTKURVEN — COURBES DE CHARGES

m	9.6	10.9	11.1	13	15	17	17.5	19	20	20.3	20.5	22	23.3	24	26	28	29.2	31	33	35	
kg		4000	3906	3259	2762	2386	2306	2092	2000	1963	1940	1784	1665	1606	1457	1330	1262	1170	1080	1000	
			4000	3347	2838	2453	2371	2151	2024	2015	2000	1835	1713	1653	1500	1370	1300				
				4000	3323	2817	2434	2353	2135	2009	2000	1980	1821	1700							
	4000	3437	3366	2801	2368	2040	2000														

(0 - 2000 kg)
(2001 - 4000 kg)

TORRE/REAZIONI* MASTIL/REACCIONES* – MAST/REACTIONS*
 MASTE/ECKDRUCKE* – MAT/RÉACTIONS*



	TS 01/06	TS 02/06	TS 02/03	H max (m)
S	m 1.09	m 1.1	m 1.1	
L	m 5.99	m 5.99	m 3.03	
TS B/01	4			23.96 □
	5			29.95 ■
TS B/02	4	1		29.95 □
	5	1		35.94 ■
TS P/01	5			29.95
TS P/02	5		1	32.98
TS 01/TP	5			29.95
TS 02/TP	5	1		35.94

TS B

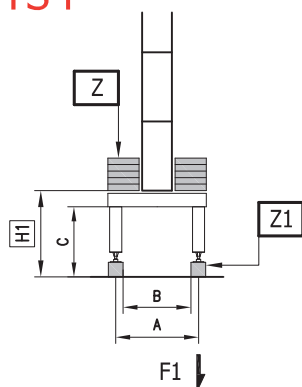


	F (kN)	Z (kg)	A (m)	H1(m)
TS B/01	● 293	40000	2.8x2.8	0.95
	○ 266			
TS B/02	● 343	55000	3x3	1.15
	○ 372			

IN SERVIZIO EN SERVIZIO – IN SERVICE IN BETRIEB – EN SERVICE	●
FUORI SERVIZIO FUERA DE SERVICIO – OUT OF SERVICE AUSSER BETRIEB – HORS SERVICE	○
ZAVORRA di BASE LASTRE DE BASE – CENTRAL BALLAST ZENTRAL BALLASTSTEIN – LEST DE BASE	Z

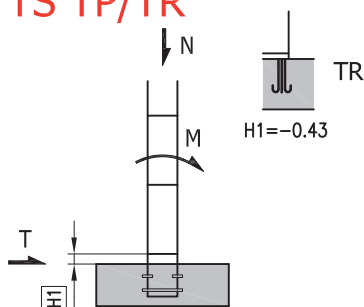
*Solo per Hmax – Sólo para Hmax – Only for Hmax – Nur für Hmax – Seulement pour Hmax

TS P



	F1 (kN)	Z (kg)	Z1 (kg)	A (m)	B (m)	C (m)	H1 (m)
TS P/01	● 336	40000	4x2500	2.9x2.9	2.16	3.45	4.2
	○ 357						
TS P/02	● 354	45000	4x2500	3x3	2.26	3.45	4.42
	○ 416						

TS TP/TR



	N (kN)	T (kN)	M (kNm)	H1 (m)
TS 01/TP	● 195	11	545	0.65
TS 01/TR	○ 152	27	675	
TS 02/TP	● 206	13	617	0.65
TS 02/TR	○ 163	29	837	

IN SERVIZIO EN SERVIZIO – IN SERVICE IN BETRIEB – EN SERVICE	●
FUORI SERVIZIO FUERA DE SERVICIO – OUT OF SERVICE AUSSER BETRIEB – HORS SERVICE	○
ZAVORRA di BASE LASTRE DE BASE – CENTRAL BALLAST ZENTRAL BALLASTSTEIN – LEST DE BASE	Z

*Solo per Hmax – Sólo para Hmax – Only for Hmax – Nur für Hmax – Seulement pour Hmax

ZAVORRA DI CONTROBRACCIO LASTRE DE CONTRA FLECHA – COUNTER JIB BALLAST
 GEGENAUSLEGERBALLAST – LEST DE CONTRE-FLÈCHE


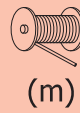
	BRACCIO (m) FLECHA – JIB AUSLEGER – FLECHE	35	29.2	23.3	17.5
	ZAVORRA (kg) LASTRE – BALLAST BALLAST – LEST	6100 (2A+2B)	5200 (2A+1B)	4300 (2A)	3050 (1A+1B)




	TIPO TIPO – TYPE ART – TYPE	A	B
	PESO (kg) PESO – WEIGHT GEWICHT – POIDS	2150	900


MECCANISMI


MECANISMOS — MECHANISMS


ANTRIEBE — MÉCANISMES

MOVIMENTO MOVIMIENTO MOVEMENT BEWEGUNG MOUVEMENT	ALIMENTAZIONE ALIMENTACION OPERATING VOLTAGE BETRIEBSSPANNUNG TENSION DE SERVICE	PRESTAZIONI FUNCIONAMIENTOS PERFORMANCES LEISTUNGEN EXÉCUTIONS		 (m)
---	---	---	---	--

				1 ^a m/1' - kg	2 ^a m/1' - kg	3 ^a m/1' - kg		
SOLLEVAMENTO ELEVACION — HOISTING HEBEN — LEVAGE INVERTER		400 V 50 Hz		5	26	40	kW 9.2	 AS 9 80 Hmax 40 m
				2000	2000	1000		
				3	13	20		
				4000	4000	2000		

				1 ^a m/1'	2 ^a m/1'	3 ^a m/1'		
CARRELLO CARRILLO — JIB TROLLEY LAUFKATZE — DISTRIBUTION INVERTER		400 V 50 Hz		18	30	50	kW 2.2	

				1 ^a g/1'	2 ^a g/1'	3 ^a g/1'		
ROTAZIONE ROTACION — SLEWING DREHEN — ORIENTATION INVERTER		400 V 50 Hz		0 → 0.2	0.2 → 0.6	0.6 → 0.98	kW 4	

				1 ^a m/1'			
TRASLAZIONE TRASLACION — TRAVELLING SCHIENFAHREN — TRANSLATION INVERTER		400 V 50 Hz		0 → 20		kW N° 2 x 3	



Conforme alle direttive
CEE sul livello acustico
2000/14/CE

Conforme con las directivas
CEE sobre el nivel acustico

In compliance with the EEC
instructions on noise level




Gemass EWG-Richtlinien für
den Schall-Leistungspegel

Conforme aux directives CEE
sur le niveau acoustique

POTENZA RICHIESTA

POTENCIA-ELECTRICA NECESARIA — NECESSARY ELECTRIC POWER

KRAFTBEDARF — PUISSANCE ELECTRIQUE NECESSAIRE

 400 V - 50 Hz	  AS 9 AS 9 HC 9.2 kW
	15 kVA* (12 kW)

* *Gru senza traslazione* — Grúa sin traslación — Crane without travelling equipment — Krane ohne schienenfahren — Grue sans translation

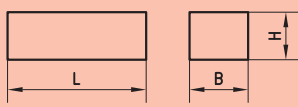

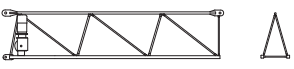
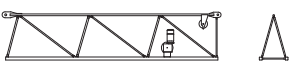
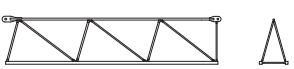



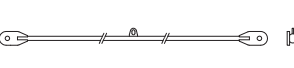
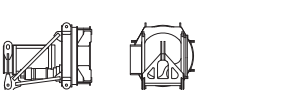

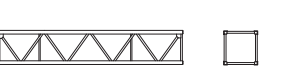




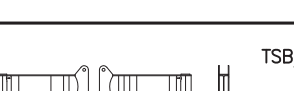

Con riserva di modifiche
documento commerciale
non vincolante

Derecho de modificaciones reservadas
documento comercial no contractual

Subject to change without notice
commercial document not legally
binding

Anderungen vorbehalten
Unverbindliches
Vertriebsdokument

Modifications réservées
document commercial
non contractuel

Pos. Pos. Item Pos. Rep.	DENOMINAZIONE Denominacion Denomination Benennung Dénomination		Q.tà Cant. Qty. Anz. Qte.	L	B	H	 (kg)	
				(m)				
1	Elemento di braccio 1 Tramo de flecha 1 – Jib element 1 Auslegerschuss 1 – Element de flèche 1		1	6.02	0.8	1.4	775	
2	Elemento di braccio 2 Tramo de flecha 2 – Jib element 2 Auslegerschuss 2 – Element de flèche 2		1	6.01	0.8	1.31	530	
3	Elementi di braccio 3 - 4 - 5 Tramos de flecha 3-4-5 – Jib elements 3-4-5 Auslegerschuss 3-4-5 – Elements de flèche 3-4-5		1	5.98	0.8	1.3	345	
			1	5.95		1.28	280	
			1	5.91		1.27	230	
4	Elementi di braccio 6 Tramos de flecha 6 – Jib elements 6 Auslegerschuss 6 – Elements de flèche 6		1	5.90	0.8	1.25	195	
5	Controbraccio parte A Contraflecha – Counter jib Gegenausleger – Contre-flèche		1	2.25	1.25	1.22	253	
6	Controbraccio parte B Contraflecha – Counter jib Gegenausleger – Contre-flèche		1	5.95	0.8	1.22	560	
7	Tiranti Tirantes – Tie-rods Abspannung – Hauban		2	5.95	0.45	0.17	65	
8	Gruppo rotazione Plataforma de giro – Slewing platform Drehbühne – Porte-flèche tournant		1	1.55	1.3	1.81	1230	
9	Blocco di contrappeso Lastre de contraflecha – Counter jib block Gegengewichtsballast – Contrepoids		2	2.4	0.82	0.23	900	
			2	2.4	0.82	0.55	2150	
10	Elemento di torre TS 01/06 Mastil – Tower element Turmschuss – Mats			5.99	1.09	1.09	850	
11	Elemento di torre TS 02/03 Mastil – Tower element Turmschuss – Mats			3.03	1.1	1.1	700	
12	Elemento di torre TS 02/06 Mastil – Tower element Turmschuss – Mats			5.99	1.1	1.1	1180	
13	Blocco zavorra di base per TS B/01 e TS B/02 Lastre de base para – Base ballast block for Zentral ballaststein für – Lest de base pour			3.28	0.95	0.35	2500	
14	Blocco di appoggio Gatos – Concrete pad Fundament block – Blocs d'appui			2.36	0.6	0.65	2500	
15	Crociera di base (Trave A) Cruz de base – Cruciform base Fundament kreuz – Châssis de base		TSB/01	1	4.34	0.34	0.69	810
			TSB/02	1	4.62	0.35	0.96	1120
	Crociera di base (Trave B) Cruz de base – Cruciform base Fundament kreuz – Châssis de base		TSB/01	1	4.34	0.66	0.54	750
			TSB/02	1	4.62	0.78	0.78	970