


GRU A TORRE

GA 143

GRU AUTOMATICA CON
MONTAGGIO IDRAULICO

GA compact



GX



GHS topless



FBGRU
LIFT YOUR GOALS!

FB F.lli Butti s.r.l.

Via XXV Aprile, 58

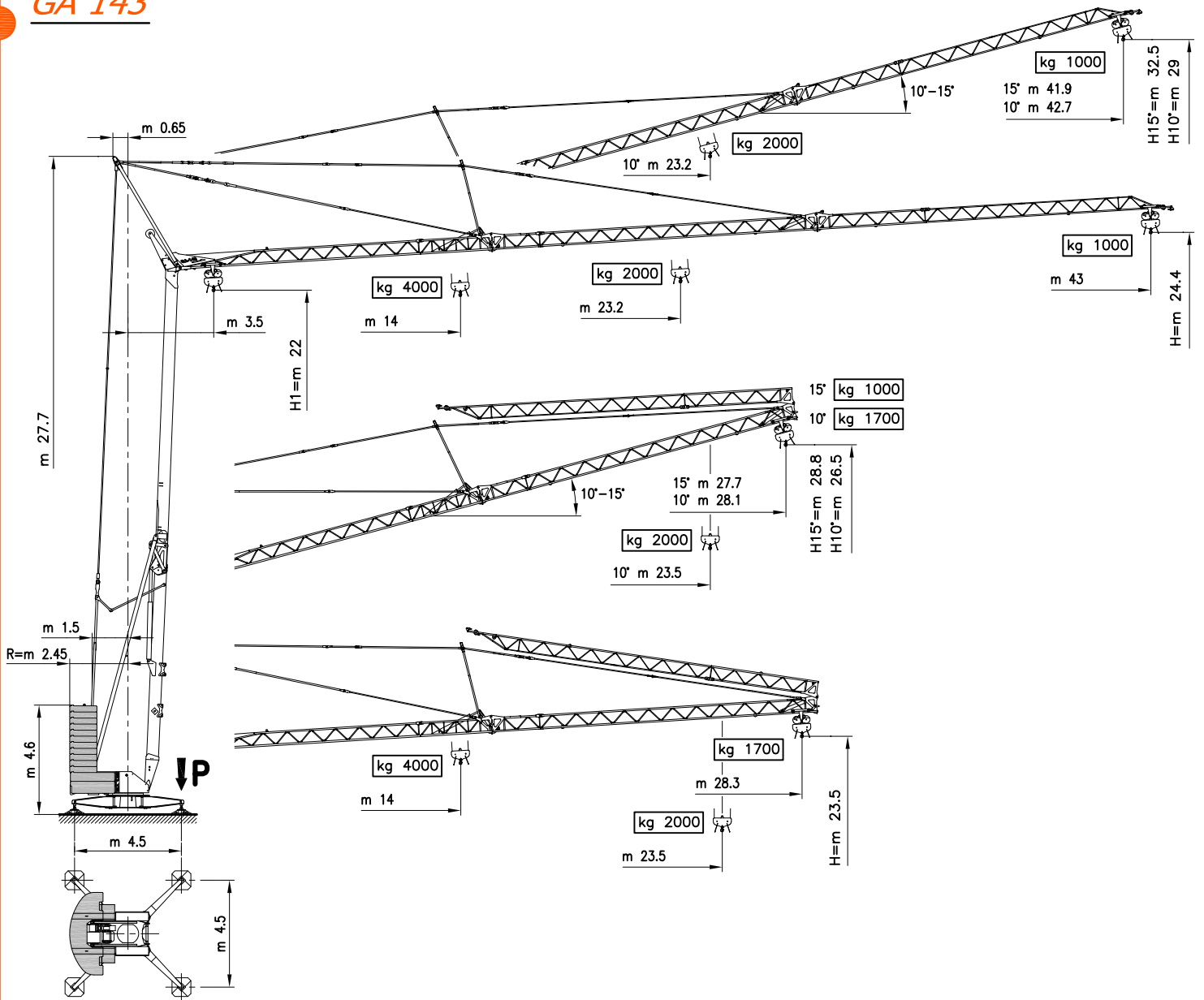
23868 Valmadrera (LC) - Italia

Tel. 0341.581108 - Fax 0341.200253


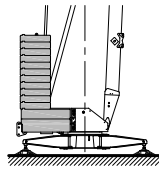
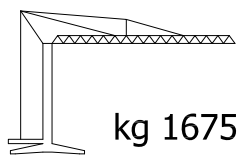
E-mail : fbgru@fbgru.it - <http://www.fbgru.it>

CE

FEM 1.001 - A3
EN 14439 - C25



P	
kg 30480	kg 21815
<i>In servizio</i>	<i>Fuori servizio</i>
En servicio	Fuera de servicio
In service	Out of service
In betrieb	Außer betrieb
En service	Hors service

	
	N° 11x2180 N° 2x1850 N° 2x1550 kg 47530
	kg 16750

LA GRU LA GRUA — CRANE
KРАН — GRUE





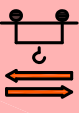

MECCANISMI



MECANISMOS — MECHANISMS

ANTRIEBE — MÉCANISMES

MOVIMENTO MOVIMIENTO MOVEMENT BEWEGUNG MOUVEMENT	ALIMENTAZIONE ALIMENTACION OPERATING VOLTAGE BETRIEBSSPANNUNG TENSION DE SERVICE	PRESTAZIONI FUNCIONAMIENTOS PERFORMANCES LEISTUNGEN EXÉCUTIONS	
---	---	---	---

SOLLEVAMENTO ELEVACION — HOISTING HEBEN — LEVAGE  INVERTER	400 V 50 Hz		1 ^a m/1' - kg	2 ^a m/1' - kg	3 ^a m/1' - kg	4 ^a m/1' - kg	kW 15
			4	16	34	46	
			4000	4000	2000	1000	

CARRELLO CARRILLO — JIB TROLLEY LAUFKATZE — DISTRIBUTION  INVERTER	400 V 50 Hz		1 ^a m/1'	2 ^a m/1'	3 ^a m/1'	kW 3
			18	30	56	

ROTAZIONE ROTACION — SLEWING DREHEN — ORIENTATION  INVERTER	400 V 50 Hz		1 ^a g/1'	2 ^a g/1'	3 ^a g/1'	kW 3
			0 → 0.15	0.15 → 0.45	0.45 → 0.85	



Conforme alle direttive
CEE sul livello acustico
2000/14/CE

Conforme con las directivas
CEE sobre el nivel acustico

In compliance with the EEC
instructions on noise level

Gemass EWG-Richtlinien für
den Schall-Leistungspegel

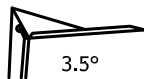
Conforme aux directives CEE
sur le niveau acoustique

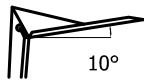
CURVE DI CARICO

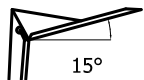

CURVAS DE CARGAS — LOAD DIAGRAMS

LASTKURVEN — COURBES DE CHARGES

V43 

 3.5°	m	3.5	5	14	16	18	20	22	23.2	26	28	30	32	34	36	38	40	41	43
	kg	4000			3400	2940	2584	2300	2000	1828	1670	1536	1419	1317	1228	1148	1076	1044	1000

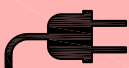

 10°	m	3.5	5	10	20	22	23.2	24	26	28	30	32	34	36	38	39	40	41	42.7
	kg	2000						1960	1795	1639	1505	1389	1288	1199	1120	1084	1049	1016	1000

 15°	m	3.5	5	10	20	22	23.8	26	28	30	32	34	36	41.9	 (0 - 4000 kg)				
	kg	1000																	

POTENZA RICHIESTA

POTENCIA-ELECTRICA NECESARIA — NECESSARY ELECTRIC POWER

KRAFTBEDARF — PUISSANCE ELECTRIQUE NECESSAIRE

	SOLLEVAMENTO ELEVACION — HOISTING — HEBEN — LEVAGE	 kg 4000
	14 kw 400 V - 50 Hz	

GA 143

Con riserva di modifiche
documento commerciale
non vincolante

Derecho de modificaciones reservadas
documento comercial no contractual

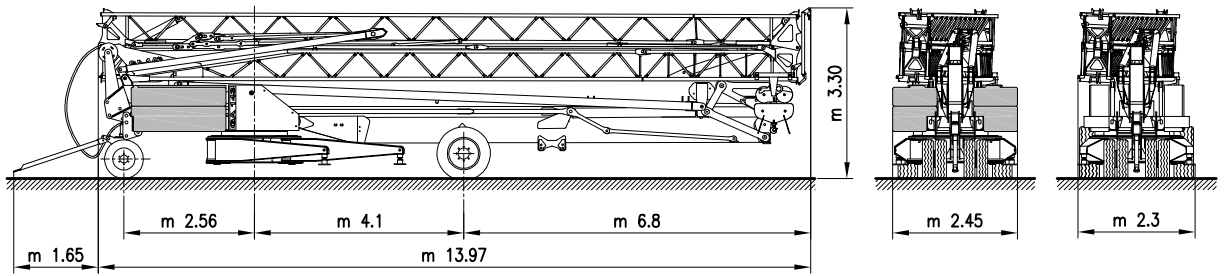
Subject to change without notice
commercial document not legally
binding

Anderungen vorbehalten
Unverbindliches
Vertriebsdokument

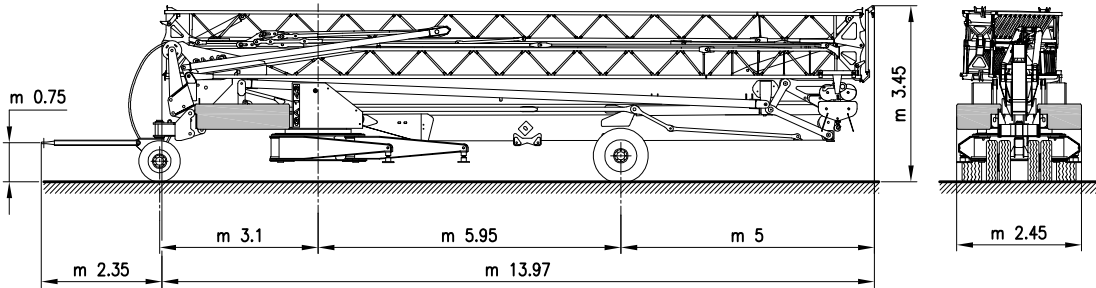
Modifications réservées
document commercial
non contractuel

TRASPORTO TRANSPORTE — TRANSPORT
TRANSPORT — TRANSPORT

5
km/h



25
km/h



MONTAGGIO MONTAJE — ERECTION
MONTAGE — MONTAGE

